

Ornament 02

Designed and worked by Jenny Brandis


This pattern was designed for the Arachne 2015 Card Exchange.

Technical details

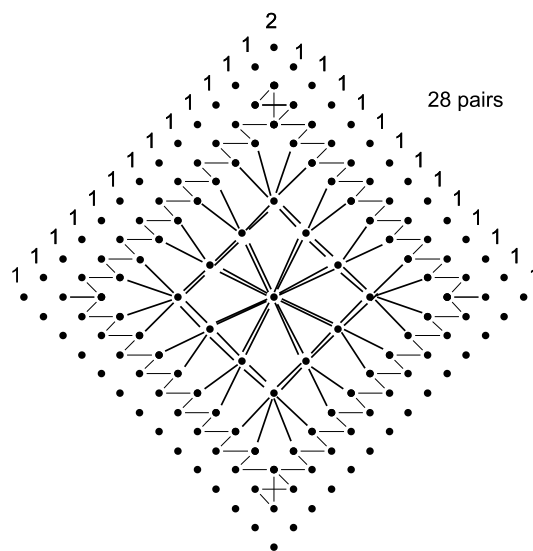
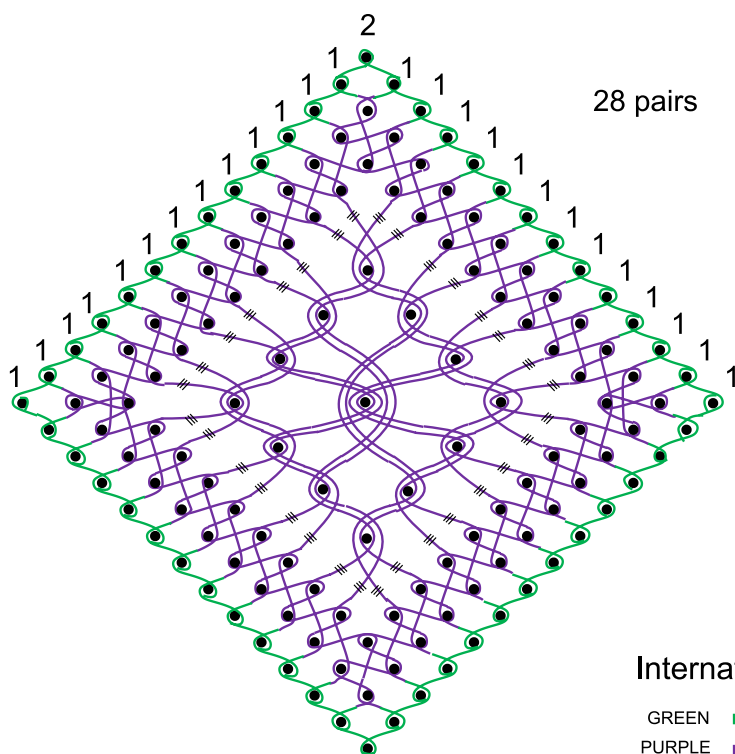
The pattern was designed on and printed from Lace8 by Ilsoft Ltd at 1/10 inch straight Thread used was DMC 80 Thread (28 wpc)

I used the following stitches
 2 pin cloth stitch (CTC) trail
 Cloth stitch (CTC) compound spider
 plaited ending with infinity wrap

The colour coded working diagram is (hopefully) to make it easier to duplicate the effect I achieved, but please, feel free to change any of the elements to suit your own preference.



This pattern is provided free and can be copied and distributed to other lace makers



International Colour Code

- | | | |
|--------|--|---|
| GREEN | | Half Stitch (CT) |
| PURPLE | | Cloth Stitch (CTC) aka Linen or Whole Stitch |
| RED | | Cloth Stitch with a Twist (CTCT) aka Whole or Double Stitch |
| BROWN | | Honeycomb Stitch (CTT) |
| YELLOW | | Gimp, Picot or other single thread element |
| BLUE | | Plait aka Braid (CTCTCTCT) |
| | | Leaf |
| | | Tally |