

Peggy's Hopscotch

designed by Jenny Brandis

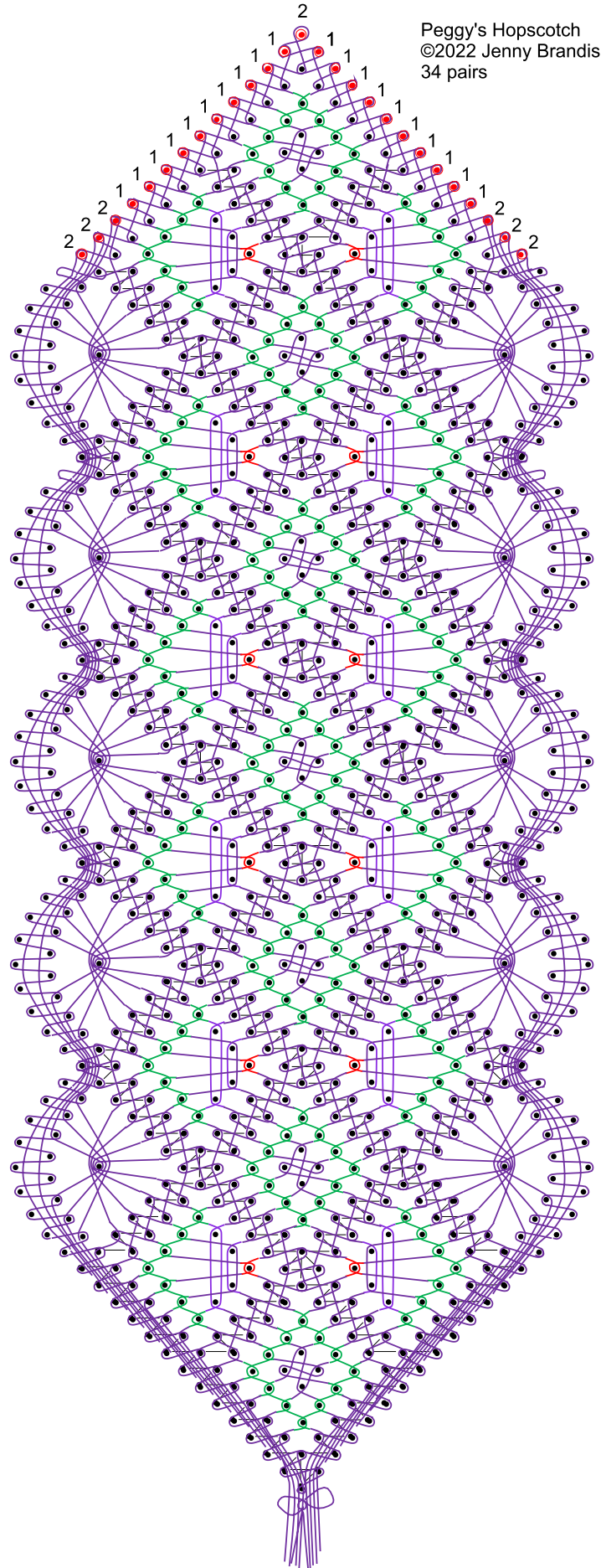
Peggy's Hopscotch
©2022 Jenny Brandis
34 pairs

Requirements


- 34 pairs

Elements Suggested


- Winkie pin or spoked edge in cloth stitch (CTC) on all sides
- Spider and cloth stitch (CTC) headsides
- Cloth stitch (CTC) trails with filled in crossings
- Cloth stitch (CTC) bud 01
- Triangle ground - 4 pin
- Tossed out pairs in ending



The way the buds and triangle ground alternate in the pattern brought back lovely memories for me of my paternal grandmother teaching her (visiting from the country) granddaughters how to play hopscotch on the cement patio out the back of their suburban house in Perth, Western Australia.



Use this pricking with threads that have a Wrap Per Centimetre of between 28 and 40



Use this pricking with threads that have a Wrap Per Centimetre of between 25 and 35



This pattern is a free pattern provided by Jenny Brandis Lace as the annual Christmas Freebie.

The copyright remains mine, however you may freely distribute this document in its entirety to all your lacemaking friends.

Any finished lace from the pattern can be kept, given away or sold with the proviso that you do not claim copyright on the pattern itself.