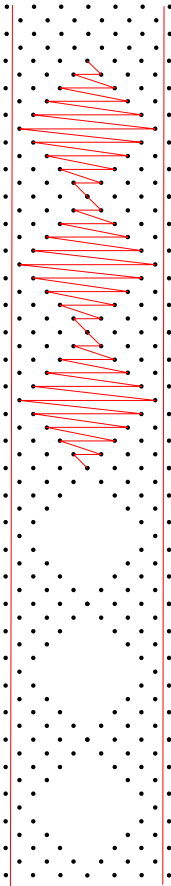


Lesson 5: Blocks

JennyBrandisLace
Lesson 5: Blocks
14 pairs

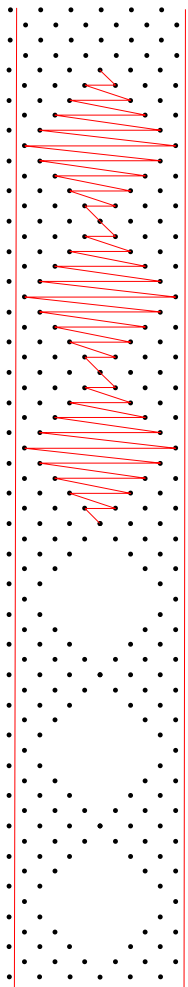
Video tutorial:
<https://youtu.be/QZTcZmaYb7Y>

JennyBrandisLace
Lesson 5: Blocks
14 pairs

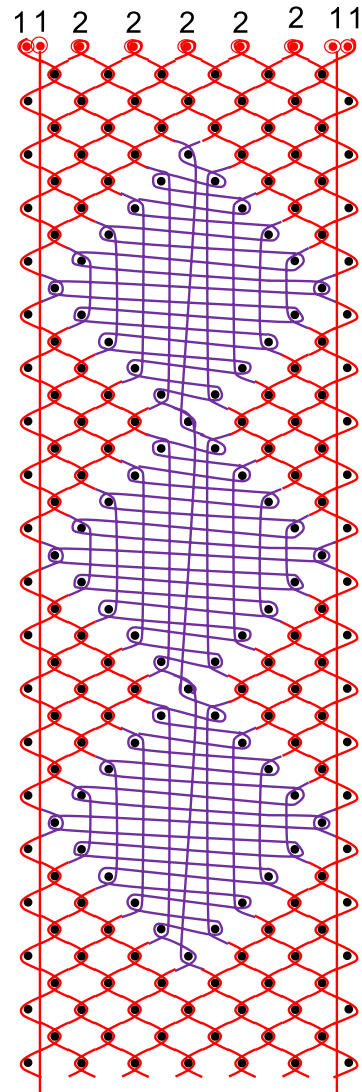


Use this pricking with threads that have a Wrap Per Centimetre of between 28 and 40

JennyBrandisLace
Lesson 5: Blocks
14 pairs



Use this pricking with threads that have a Wrap Per Centimetre of between 25 and 35



International colour coded working diagram

JBL Hint:

Thread paths - CTCTpCTCT

Whole stitch (CTCT) - the pairs enter and leaves the pin on the same side.

The left pair goes into the pin and goes back out to the left. The right pair comes into the pin and goes back out to the right.