
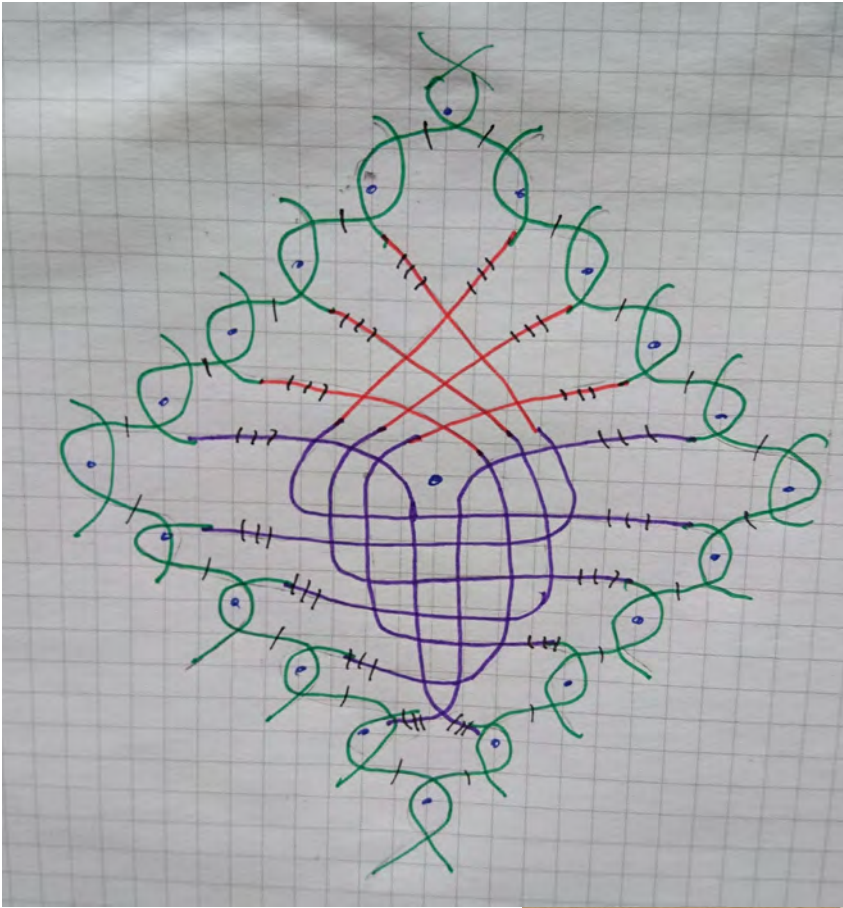



# Icecream Spider


by Gabriele Patzner  
from Bonn Germany



Icecream Spider by Gabriele Patzner




Work inner three pairs from either side in cloth stitch and twist.



Work outer spider pair from either side through next three pairs in cloth stitch.

Icecream Spider by Gabriele Patzner

Take the outermost left pair and work cloth stitch through all pairs to the right.



Then take the corresponding right pair and work it to the left. All cloth stitch.  
Now take the outer left vertical pair to the right, and then the outer right one to the left.



Icecream Spider by Gabriele Patzner



Now there is only four vertical pairs left.  
Always the outer left, then the outer right  
in cloth stitch to the other side.



Cross the last two pairs

## Icecream Spider by Gabriele Patzner

Twist all spider pairs three times and work back into the ground. Then carefully tension all pairs to get a nice shape.

